



Dear Families of Rising First Graders,

Welcome to First Grade! Your child has learned so much in kindergarten this year and we (1st grade teachers) would like for them to utilize those skills over the summer. An excellent way for your child to retain the skills learned in Kindergarten is to review the material over the summer. Below are some suggestions to help build upon the material learned during kindergarten. **Next year, the first day for students is MONDAY, AUGUST 25, 2025. Please mark your calendars!**

Reading:

Read with your child as much as possible over the summer. Help them select books that they enjoy reading or enjoy having read to them. Also, please review writing the letters of the alphabet (both capital and lowercase), as well as naming the letters and letter sound associated with each letter. When reviewing letters please do it out of order. Have your child review sight words. Sight word mastery is crucial for your child's success as a reader. Many sight words cannot be sounded out (decoded). Therefore they must be memorized. Below you will find some fun ways to help your child master their sight words.

[Here is the District's recommended reading list for grades K-2](#) (linked)

Sight Word Activities:

1. Sight Word Fly Swat: spot your sight word, then squish it with the fly swatter
2. Sight Words Memory: match sight words in the classic card game
3. Sight Word Bingo: play bingo while reinforcing sight words.

Math:

Review number identification for numbers 1-100. When reviewing numbers, please do it out of order. Also important, is a sense of what numbers mean and understanding of their relationship to one another (before, between, and after).

Below you will find the numbers 1-100, the alphabet, and a list of sight words. **We also attached a supply list for items to bring in the fall.**

We are excited for all the fun learning we are going to do together. Our classroom will be a safe place to be ourselves, learn, express our ideas, share our thoughts, and become a community that respects one another!

Please have a safe and wonderful summer!
1st Grade Team



Opinion Writing

W R I T E

Do you think students should be allowed to chew gum in school? Write an opinion piece that states your belief and give reasons why you feel that way.

If you could have a superpower, would you rather have the ability to read people's minds, or the ability to fly? Write an opinion piece that states your belief and give reasons why you feel that way.

What is the best thing to do at recess? Write an opinion piece trying to convince your friend that your favorite activity is the best.

Do you think you have what it takes to be the principal for a day? Write an letter to your principal stating reasons about why he or she should let you be in charge for one day.

Would you rather be a shark or a whale? Write an opinion piece that states your belief and give reasons why you feel that way.

What is your favorite sport? Write an informative piece on how to play that sport.

Which famous person do you know a lot about or want to know more about? Write a biography about that person.

What are you an expert at doing? Write an informative piece telling all about your expertise.

Do you have a special talent? Is it something that not many people your age can do? Write an informative piece telling all about your talent.

What is your favorite animal? Write an informative piece telling all about your favorite animal.

Have you ever felt so happy it seemed like you were walking on air? Write about that special time.

Write a story that happened to you that might begin with you saying "ouch".

Write about a time when you felt sad...and if it ended in a happy way, be sure to include that, too.

What was your favorite thing that you did over summer vacation? Write a narrative piece about it.

Have you ever gotten into trouble? Write a narrative piece about it.

Literacy Choice Board

Think about a fun time you had with your family or friends. Write a story about what you did telling the beginning, middle and end.	Create a list of items you will need for a snowy day	Write a letter to a character in the story	Use a Venn Diagram to compare and contrast yourself with a character in the story.	Create interview questions for a character in the story
Create a recipe for a yummy hot meal	Free Choice	Write a "book review" after reading and rate the story after stating your opinion	Describe your favorite winter activity using lots of detail	Describe your hopes/dreams for the future
Write a short rhyming poem	Compare two books that are by the same author	Create a new title for the last story you read	Illustrate a new cover for one of the books you have read.	Solve the conflict/problem of a story differently.
Draw and Label your room.	Create 3 questions on post its you would like to ask the author	Illustrate a mental image you had while reading the story	Draw a picture of your home and family. Label the things that you draw.	Retell the story using Beginning, Middle, and End



My Sight Words

Kindergarten to Grade 3

said

of

that



pair

look

with

Sight Words – Words that children recognize without having to sound them out. These words are used frequently and repeated in stories and books. Sight words can be practiced at home using flashcards made from index cards or paper.




First 100 Words – Kindergarten to Grade 1

1. the	26. he	51. go	76. who
2. a	27. I	52. see	77. an
3. is	28. they	53. then	78. their
4. you	29. one	54. us	79. she
5. to	30. good	55. no	80. new
6. and	31. me	56. him	81. said
7. we	32. about	57. by	82. did
8. that	33. had	58. was	83. boy
9. in	34. if	59. come	84. three
10. not	35. some	60. get	85. down
11. for	36. up	61. or	86. work
12. at	37. her	62. two	87. put
13. with	38. do	63. man	88. were
14. it	39. when	64. little	89. before
15. on	40. so	65. has	90. just
16. can	41. my	66. them	91. long
17. will	42. very	67. how	92. here
18. are	43. all	68. like	93. other
19. of	44. would	69. our	94. old
20. this	45. any	70. what	95. take
21. your	46. been	71. know	96. cat
22. as	47. out	72. make	97. again
23. but	48. there	73. which	98. give
24. be	49. from	74. much	99. after
25. have	50. day	75. his	100. many



Second 100 Words – Grade 1 to Grade 2

1. saw	26. big	51. may	76. ran
2. home	27. where	52. let	77. five
3. soon	28. am	53. use	78. read
4. stand	29. ball	54. these	79. over
5. box	30. morning	55. right	80. such
6. upon	31. live	56. present	81. way
7. first	32. four	57. tell	82. too
8. came	33. last	58. next	83. shall
9. girl	34. color	59. please	84. own
10. house	35. away	60. leave	85. most
11. find	36. red	61. hand	86. sure
12. because	37. friend	62. more	87. thing
13. made	38. pretty	63. why	88. only
14. could	39. eat	64. better	89. near
15. book	40. want	65. under	90. than
16. look	41. year	66. while	91. open
17. mother	42. white	67. should	92. kind
18. run	43. got	68. never	93. must
19. school	44. play	69. each	94. high
20. people	45. found	70. best	95. far
21. night	46. left	71. another	96. both
22. into	47. men	72. seem	97. end
23. say	48. bring	73. tree	98. also
24. think	49. wish	74. name	99. until
25. back	50. black	75. dear	100. call

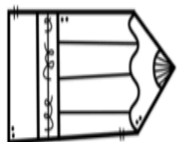


Third 100 Words – By Grade 3

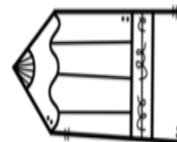
1. ask	26. hat	51. off	76. fire
2. small	27. car	52. sister	77. ten
3. yellow	28. write	53. happy	78. order
4. show	29. try	54. once	79. part
5. goes	30. myself	55. didn't	80. early
6. clean	31. longer	56. set	81. fat
7. buy	32. those	57. round	82. third
8. thank	33. hold	58. dress	83. same
9. sleep	34. full	59. fall	84. love
10. letter	35. carry	60. wash	85. hear
11. jump	36. eight	61. start	86. yesterday
12. help	37. sing	62. always	87. eyes
13. fly	38. warm	63. anything	88. door
14. don't	39. sit	64. around	89. clothes
15. fast	40. dog	65. close	90. though
16. cold	41. ride	66. walk	91. o'clock
17. today	42. hot	67. money	92. second
18. does	43. grow	68. turn	93. water
19. face	44. cut	69. might	94. town
20. green	45. seven	70. hard	95. took
21. every	46. woman	71. along	96. pair
22. brown	47. funny	72. bed	97. now
23. coat	48. yes	73. fine	98. keep
24. six	49. ate	74. sat	99. head
25. gave	50. stop	75. hope	100. food



Name: _____ Date: _____



My Alphabet Writing Worksheet



Aa Bb Cc Dd Ee

Ff Gg Hh Ii Jj Kk




Ll Mm Nn Oo Pp

Qq Rr Ss Tt Uu

Vv Ww Xx Yy Zz



MATH Choice Board

Find 3 objects around the house. Now find 8 more objects. Now find 4 more objects. How many objects do you have all together?	Jenny draws 14 frogs. Adam draws 6 frogs. How many more frogs does Jenny draw than Adam? Write an equation.	Count how many red objects are in your room. Count how many blue objects are in your room. Which color did you find more of?	Count to 120 by 1s. Challenge: Count to 120 by 10s.	Find 16-7. Write a related addition fact to help.
What Time does the clock show? 	Our class had 16 ice cream cones. They ordered some more. Now they have 23 cones. How many did they order? Show your thinking.	How many tens and ones are in the numbers: 41 28 60 15 33	Maggie wrote 9 pages of a story yesterday. She writes some more <u>pages</u> today. She writes 15 pages in all. How many pages did Maggie write today?	Find 3 objects in your kitchen. Arrange them from shortest to longest.
Find these shapes around your house. -Circle -Square -Rectangle -Oval	Count as high as you can in 1 minute. 	Count to 50 with exercises. -20 jumping jacks -10 feet stomps -20 leg kicks	What number is shown? 	Practice counting by tens starting at any number. ex. 37, 38, 39.



My 100 Chart



1	2	3	4	5	6	7	8	9	10
11	12	13	14	15	16	17	18	19	20
21	22	23	24	25	26	27	28	29	30
31	32	33	34	35	36	37	38	39	40
41	42	43	44	45	46	47	48	49	50
51	52	53	54	55	56	57	58	59	60
61	62	63	64	65	66	67	68	69	70
71	72	73	74	75	76	77	78	79	80
81	82	83	84	85	86	87	88	89	90
91	92	93	94	95	96	97	98	99	100

Numbers 1-10

1 2 3 4 5 6 7 8 9 10



1st Grade Supply List

6 composition notebooks (NO spiral copybooks or binders please)

(Red, Yellow, Green, Blue, Purple, and Black)

6 plastic folders (Red, Yellow, Green, Blue, Purple, and Black)

A pack of sharpened pencils

1 box of crayons

A pack of 4 dry erase markers (Fine/Thin Ones)

1 Pencil box (About 4x8 inches)

A pack of glue sticks

Headphones (No bluetooth)

Wish List

2 Box of tissues

Disinfectant wipes

1 pack copy paper

Estimados padres,



¡Bienvenidos al primer grado! Su hijo ha aprendido mucho en el jardín de infantes este año y nosotros (los maestros de primer grado) nos gustaría que utilizaran esas habilidades durante el verano. Una manera excelente para que su hijo retenga las habilidades aprendidas en el jardín de infantes es revisar el material durante el verano. A continuación se presentan algunas sugerencias para ayudar a desarrollar el material aprendido durante el jardín de infantes. **El próximo año, el primer día para los estudiantes será el LUNES 25, 2025 DE AGOSTO. ¡Marquen sus calendarios!**

Leer:

Lea con su hijo tanto como sea posible durante el verano. Ayúdelos a seleccionar libros que les guste leer o que les guste leerles. Además, revise la escritura de las letras del alfabeto (tanto en mayúsculas como en minúsculas), así como el nombre de las letras y el sonido de las letras asociados con cada letra. Cuando revise las cartas, hágalo fuera de orden. Pídale a su hijo que repase las palabras reconocibles a la vista. El dominio de las palabras a primera vista es crucial para el éxito de su hijo como lector. Muchas palabras reconocibles a la vista no se pueden pronunciar (decodificar). Por lo tanto, deben memorizarse. A continuación, encontrará algunas formas divertidas de ayudar a su hijo a dominar las palabras reconocibles a la vista.

[Aquí es la lista de lecturas recomendadas del Distrito para los grados K-2 \(link\)](#)

Actividades de palabra visual:

Sight Word Fly Swat: detecta tu palabra visual y luego aplástala con el matamoscas
Memoria de palabras a la vista: combina palabras a la vista en el clásico juego de cartas
Bingo de palabras a la vista: juega al bingo mientras refuerzas las palabras a la vista.

Matemáticas:

Revise la identificación del número para los números 1-100. Al revisar los números, hágalo fuera de orden. También es importante tener una idea de lo que significan los números y la comprensión de su relación entre sí (antes, entre y después).

A continuación, encontrará los números del 1 al 100, el alfabeto y una lista de palabras reconocibles a la vista. **También adjuntamos una lista de materias para llevar en el otoño.**

Estamos emocionados por todo el aprendizaje divertido que vamos a hacer juntos. ¡Nuestro salón de clases será un lugar seguro para ser nosotros mismos, aprender, expresar nuestras ideas, compartir nuestros pensamientos y convertirnos en una comunidad que se respeta unos a otros!

¡Que tenga un verano maravilloso y seguro!
Maestras del Primer Grado



Lista de útiles de primer grado

6 cuadernos de composición (NO cuadernos en espiral o carpetas por favor) (rojo, amarillo, verdes, azul morado y negro)

6 carpetas de bolsillo (rojo, amarillo, verdes, azul y morado y negro)

Un paquete de lápices afilados

1 caja de crayones

2 rotuladores de borrado en seco

Un paquete de barras de pegamento

Caja de lápices (alrededor de 4x8 pulgadas)

Auriculares (Sin Bluetooth)

Lista de deseos

Caja de pañuelos

Toallitas desinfectantes

1 paquete de papel de copia